



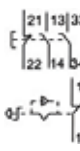




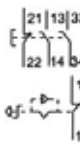




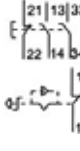




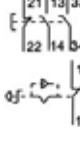


	Description	Contact blocks and scheme per direction for "Emergency stop"	Item NO.
 <p>XAC A2913</p>	 <p>2 mechanically interlocked</p>	<p>1N/C+NO+NO staggered XEN-G1191</p> 	XAC A291
	 <p>2 mechanically interlocked + 1 trigger action latching "Emergency stop" ø 30mm Operator ZA2 BS44</p>	<p>1N/C+NO+NO staggered XEN-G1191 1N/C ZB2 BE102</p> 	XAC A2913
 <p>XAC A4913</p>	 <p>4 mechanically interlocked between pairs</p>	<p>1N/C+NO+NO staggered XEN-G1191</p> 	XAC A491
	 <p>4 mechanically interlocked between pairs + 1 trigger action latching "Emergency stop" ø 30mm Operator ZA2 BS44</p>	<p>1N/C+NO+NO staggered XEN-G1191 1N/C ZB2 BE102</p> 	XAC A4913
 <p>XAC A6913</p>	 <p>6 mechanically interlocked between pairs</p>	<p>1N/C+NO+NO staggered XEN-G1191</p> 	XAC A691
	 <p>6 mechanically interlocked + 1 trigger action latching "Emergency stop" ø 30mm Operator ZA2 BS44</p>	<p>1N/C+NO+NO staggered XEN-G1191 1N/C ZB2 BE102</p> 	XAC A6913
 <p>XAC A8913</p>	 <p>8 mechanically interlocked between pairs</p>	<p>1N/C+NO+NO staggered XEN-G1191</p> 	XAC A891
	 <p>8 mechanically interlocked + 1 trigger action latching "Emergency stop" ø 30mm Operator ZA2 BS44</p>	<p>1N/C+NO+NO staggered XEN-G1191 1N/C ZB2 BE102</p> 	XAC A8913



	Description	Contact blocks and scheme per direction for "Emergency stop"	Item NO.
	2 mechanically interlocked	ZB2-BE101	XAC A271
		ZB2 BE102 + ZB2 BE101	XAC A281
	2 mechanically interlocked + 1 trigger action latching "Emergency stop" ø 30mm Operator ZA2-BS44	ZB2 BE101 ZB2 BE102	XAC A2713
		ZB2 BE102 + ZB2 BE101 ZB2 BE102	XAC A2813
	4 mechanically interlocked between pairs	ZB2 BE101	XAC A471
		ZB2 BE102 + ZB2 BE101	XAC A481
	4 mechanically interlocked between pairs + 1 trigger action latching "Emergency stop" ø 30mm Operator ZA2-BS44	ZB2 BE101 ZB2 BE102	XAC A4713
		ZB2 BE102 + ZB2 BE101 ZB2 BE102	XAC A4813
	6 mechanically interlocked between pairs	ZB2 BE101	XAC A671
		ZB2 BE102 + ZB2 BE101	XAC A681
	6 mechanically interlocked between pairs + 1 trigger action latching "Emergency stop" ø 30mm Operator ZA2-BS44	ZB2 BE101 ZB2 BE102	XAC A6713
		ZB2 BE102 + ZB2 BE101 ZB2 BE102	XAC A6813
	8 mechanically interlocked between pairs	ZB2 BE101	XAC A871
		ZB2 BE102 + ZB2 BE101	XAC A881
	8 mechanically interlocked between pairs + 1 trigger action latching "Emergency stop" ø 40mm Operator ZA2-BS44	ZB2 BE101 ZB2 BE102	XAC A8713
		ZB2 BE102 + ZB2 BE101 ZB2 BE102	XAC A8813

Specification

Functions:	1 or 2 speed up, down, right, and left movements, etc.; emergency stop (ZA2-BS44, ZA2-BS54) available
Conformity to standards	IEC 947-5-1, EN 60947-5-1
Ambient air temperature	For operation °C - 25...+ 70 For storage °C - 40...+ 70
Vibration resistance	15 gn (10...500 Hz) conforming to IEC 68-2-6
Shock resistance	100 gn conforming to IEC 68-2-27
Electric shock protection	Class II conforming to IEC 536 and NF C 20-030
Degree of protection	IP 65 conforming to IEC 529; IK 08 conforming to EN50102
Mechanical durability	3 millions operating cycles
Enclosure	Double insulated polypropylene, coloured yellow throughout
Cable entry	Rubber sleeve with stepped entry diameter for cable Ø 8...Ø 26 ameter for cable Ø 8...Ø 26mm
Certification:	CE marking

XAC pushbutton accessories



XEN-G1191



ZB2BE101



ZA2BS54 (40mm mushroom head)



XACA9412



XACA9411



XACA009